



SESSION: 2022-2023

**CLASS-PREP**


# SUMMER VACATION PROJECT

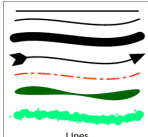

















Hello Summer

**Summer is nice  
Summer is sweet  
It's as sweet as a tasty treat  
Such as a popsicle, tasty and sweet  
It's the perfect treat for me to eat!  
Summer is so beautiful  
The sun shines so bright.  
Flowers open up so pretty  
And fireflies fly in thenight.  
Buzzing around is what they like to do,  
To light up the night for me and you  
Pools are fun, sprinklerstoo,  
Getting you wet is what they do.**

Dear Parent,

Summer vacation brings excitement for children. At this time the child explores a lot of things and places. During this exploration, children come up with a lot of questions that show their curiosity, to nurture this curiosity by listening and appreciating your child's questions.

- 
- Encourage your ward to wake up early in the morning.
  - Encourage him/her to greet the elders Good Morning.
  - Facilitate the usage of sentences like: May I go to the washroom, May I quench My thirst etc.
  - Inculcate the habit of using Please, Sorry, Thank You in your ward and try to Converse in English with your child (small sentences)
  - Take your child for an outing at least once a week
  - Encourage your child to drink lots of water, eat fresh fruits and green vegetables to beat the heat. Avoid giving him/her junk food.
  - Encourage your child in learning skills like tying up of shoelace, putting on socks, dressing & undressing himself/herself, folding apron & napkin.
  - Encourage your child to do free hand colouring & drawing.

Wed	Thu	Fri	Sat	Sun	Mon	Tue
<b>01</b>	<b>02</b>	<b>03</b>	<b>04</b>	<b>05</b>	<b>06</b>	<b>07</b>
<p>Use scissors and paper to practice cutting zigzag , straight and curvedlines.</p> 	<p>Make a necklace out of cereal or pasta. Count the pieces as you go</p> 	<p>Make your crown. Add your name and decorate it.</p> 	<p>Place salt/flour/sand in a tray and let your child use his or her finger to practice letter writing.</p> 	<p>My Pets! Take old Cd's. Paste cut outs of eyes,ears, nose, whiskers etc, on it to create faces of various pets. (Dogs, cat,rabbit, fishetc.)</p> 	<p>Go on a sound hunt-Find items that start with a, e, i, o, u</p> 	<p>Summer Fun! Decorate your summer shades, be it hat or umbrella. Make it unique and colourful using bottle caps, stickers, buttons, beads, stings, ribbons etc.</p> 
<b>08</b>	<b>09</b>	<b>10</b>	<b>11</b>	<b>12</b>	<b>13</b>	<b>14</b>
<p>Create a collage using scrap material like sawdust, buttons, cotton etc. to make pictures of any 5 fruits and vegetables.</p> 	<p>Create your own Table MatsTake four A3 size coloured pastel sheets and use their hand prints to create images of different flowers, birds, animals, etc. Laminate the same to make table mats.</p> 	<p>I am Special Learn how to write your name. Memorize the names of your parents, their contact numbers and your address</p> 	<p>Language Development Help your child to make his/her first story book by pasting pictures in the coloured scrap book.</p> 	<p>Go for a walk together and collect rocks compare the shapes and sizes.</p> 	<p>Have your child draw his/her family tree.</p> 	<p>Help your child to sort coins by their value.</p> 
<b>15</b>	<b>16</b>	<b>17</b>	<b>18</b>	<b>19</b>	<b>20</b>	<b>21</b>
<p>Use pieces of yarn to form letters of alphabets.</p> 	<p>World Environment day Come let's become green ambassadors and plant saplings in a plastic bottle.</p> 	<p>Design a creature out of recyclable materials found around your home.</p> 	<p>Drop paint onto paper. Fold in half, rub across top of paper, unfold.</p> 	<p>Make different objects using flat shapes like semicircle, oval, diamond, circle, triangle, square rectangle using clay dough.</p> 	<p>Use your senses to explore things like fragrant flower, music , lemon/salt/sugar, sand and cotton, scenic beauty (hills, rivers etc.)</p> 	<p>Go on a nature walk. Collect leaves and small items to make a collage.</p> 
<b>22</b>	<b>23</b>	<b>24</b>	<b>25</b>	<b>26</b>	<b>27</b>	<b>28</b>
<p>Find things in your house that have same shapes.</p> 	<p>Visit to grocery store. Let them feel more-less, heavy-light, big- small, same - different</p> 	<p>Right/Left- Test your child's understanding of right/left with these commands. Raise your right hand; raise your left hand; touch your right foot, hop on your left foot.</p>	<p>Show and tell Choose any object from your surroundings every day and let the child speak few lines on it. E.g This is a car. It has four wheels .It is red in colour</p> 	<p>Have your child practice tying their shoe laces. Also gather several family members' shoes' &amp; have your child compare the sizes.</p> 	<p><b>Me and My City!</b> Take a ride of your city in Metro Train with your family. Visit different places like Rail Museum, India Gate etc. Get yourself clicked at all these places. Choose your best photo and frame it in a frame made by you using waste material and decorate it beautifully.</p> 	<p>By doing vegetable/Thumb/ Leaf printing/Paper tearing and pasting etc. design a birthday card with a message for your father</p> 

## **CREATE AND INNOVATE**

<b>Subject</b>	<b>Summer Holiday H.w</b>
<b>English</b>	Holiday Home Work Book Page Numbers- 41, 42,43, 44 and 45  Note Book work - Practice of writing small and capital cursive letters in English note book.(5 sets in different pages).
<b>Math</b>	Holiday Home Work Book Page Numbers- 15, 6, 8, 9, 10 and 11  Note Book work - Practice of writing numerals 1 to 100 (5 sets in different pages).
<b>EVS</b>	Holiday Home Work Book Page Numbers- 23, 24, 25,26, 32, 33, 34, 35 and 37  PROJECT WORK- Create an Album, Topic - “What I explore during my vacation”....
<b>Hindi</b>	Holiday Home Work Book Page Numbers- 57, 58, 59 ,60 and 61  Note Book work - Practice of writing swar (5 sets in different pages) also draw and colour images related with the swar.

**Note- Practice worksheets are attached. Make a folder of the worksheets separately.**



**HAVE A NICE  
SUMMER  
VACATION!**